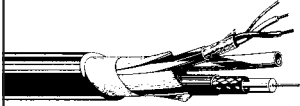






A/V Composite Cable / 50Ω Coaxial Cable

A/V Composite Cables

Used for Linking Audio Video Equipment and as Extensions for Video Cameras

Type	Model	Sales units	Nom. O.D	Weight	Unit type			Unit composition			Electrical characteristics	
					V: Video	A: Audio	C: Control line	Cross sec. area	Shield coverage	Unit O.D.	Charac-teristic impedance	Attenua-tion
 <p>A2V1 Jacket color: black</p>	 <p>A2V1</p>	100	9.7	11	V	Video 3C-2V × 1	0.20(24) 1/0.5A	97% or more (braid)	4.4	75	4.2	
					A	Audio L-2B2AT × 2	Refer to L-2B2AT	Aluminum foil shield	3.2	-	-	
	 <p>A2V2-L</p>	200	11.0	16	V	Video 3C-2V × 2	0.20(24) 1/0.5A	97% or more (braid)	4.4	75	4.2	
					A	Audio L-2B2AT × 2	Refer to L-2B2AT	Aluminum foil shield	3.2	-	-	
					C	Control lines 0.2mm ² × 4	0.20(24) 18/0.12A	-	1.3	-	-	
	 <p>A2V1B</p>	100	11.1	13	V	Video 3C-2VS × 1	0.18(25) 7/0.18A	97% or more (braid)	4.4	75	4.8	
					A	Audio 4E3 Unit × 2	0.08(29) 7/0.12A	93% or more (braid)	3.4	-	-	
	 <p>A2V2B</p>	100	12.3	17	V	Video 3C-2VS × 2	0.18(25) 7/0.18A	97% or more (braid)	4.4	75	4.8	
A					Audio 4E3 Unit × 2	0.08(29) 7/0.12A	93% or more (braid)	3.4	-	-		

Jacket: PVC Dielectric strength: 500V AC/min.



A2V1, A2V2-L

- L-2B2AT used for audio.
- Cable equivalent of 3C-2V used for video.

A2V1B, A2V2B

- L-4E3 unit used for audio.
- Cable equivalent of 3C-2VS used for video.

50Ω Coaxial Cables

Type	Model	Sales units	Nom. O.D	Weight	Inner cond		Insulation	Outer conductors	Electrical characteristics			Charac-teristic impedance	Attenua-tion		
					Cross sec. (AWG) & comp.	O.D.			O.D.	Shield inner/outer coverage & comp.	Inner cond. re-sistance			Outer cond. re-sistance	Static capacity
 <p>L-3D2V Jacket color for L-3D2V, 5D2V: gray for L-5DFB: black</p>	L-3D2V	-	5.3	4.5	0.56(20) 7/0.32A	0.96	3.0	0.14TA/5/24 (98% or more)	3.3	1.2	100	50	4.7		
	L-5D2V		7.3	7.9	1.54(15) 1/1.40A	1.40	4.8	0.14TA/7/24 (95% or more)	1.2	0.8	100	50	2.7		
	L-5DFB		7.6	8.5	2.55(13) 1/1.80A	1.80	5.0	0.14TA/6/24 (more than 90%)	0.7	1.1	84	50	2.4		
 <p>L-3D2W Jacket color for L-3D2W, 5D2W: gray</p>	L-3D2W	-	6.4	7.3	0.56(20) 7/0.32A	0.96	3.0	0.14TA/5/24 (98% or more) 0.14TA/5/24 (96% or more)	3.3	0.6	100	50	4.7		
	L-5D2W		8.0	11.0	1.54(15) 1/1.40A	1.40	4.8	0.14TA/7/24 (95% or more) 0.14TA/7/24 (96% or more)	1.2	0.4	100	50	2.7		

Insulation: polyethylene Jacket: PVC Dielectric strength 1000V AC/min.

★Custom models. Please ask us for ordering lot.

L-3D2V, L-3D2W, L-5D2V and L-5D2W

- Oxidation-resistant tinned annealed copper used on outer conductors.

L-5DFB

- Low-loss foam PE used for insulation.

Standard Attenuation

Model	Frequency														
	10MHz	30MHz	72MHz	88MHz	90MHz	135MHz	180MHz	220MHz	270MHz	440MHz	750MHz	770MHz	1.3GHz	2.4GHz	
75Ω	L-1.5C2VS(V*-1.5C)	9.6	16.6	25.8	28.5	28.8	35.3	40.7	45.0	49.9	63.7				
	L-3C2VS(V*-3C)	4.8	8.3	12.9	14.2	14.4	17.6	20.4	22.5	24.9	31.8	41.6	42.1		
	L-3C2V/L-3C2W	4.2	7.3	11.3	12.5	12.6	15.4	17.8	19.7	21.8	27.9	36.4	36.9		
	L-5C2VS(V*-5C)	3.4	5.9	9.1	10.1	10.2	12.5	14.4	15.9	17.7	22.6	29.4	29.8		
	L-5C2V/L-5C2W	2.7	4.7	7.2	8.0	8.1	9.9	11.5	12.7	14.0	17.9	23.4	23.7		
	LV-61S	4.2	7.3	11.3	12.5	12.6	15.4	17.8	19.7	21.8	27.9	36.4	36.9		
	L-2.5CFB	4.2	7.3	11.3	12.5	12.6	15.4	17.8	19.7	21.8	27.9	36.4	36.9	47.9	65.1
	L-3CFB/LS-3CFB	3.2	5.5	8.6	9.5	9.6	11.8	13.6	15.0	16.6	21.2	27.7	28.1	36.5	49.6
	L-4CFB/LS-4CFB	2.9	5.0	7.8	8.6	8.7	10.7	12.3	13.6	15.1	19.2	25.1	25.4	33.1	44.9
	L-5CFB/LS-5CFB(V*-5CFB)	2.2	3.8	5.9	6.5	6.6	8.1	9.3	10.3	11.4	14.6	19.1	19.3	25.1	34.1
	L-7CFB	1.7	2.9	4.6	5.0	5.1	6.2	7.2	8.0	8.8	11.3	14.6	14.8	19.2	26.1
	L-3CFW	3.7	6.4	9.9	11.0	11.1	13.6	15.7	17.4	19.2	24.5	30.4	30.8	40.0	54.4
	L-5CFW	2.2	3.8	5.9	6.5	6.6	8.1	9.3	10.3	11.4	14.6	21.0	21.3	27.6	37.6
	L-6CHD	1.6	2.8	4.3	4.7	4.8	5.9	6.8	7.5	8.3	10.6	13.0	13.2	17.1	23.3
	L-7CHD	1.3	2.3	3.5	3.9	3.9	4.8	5.5	6.1	6.8	8.6	11.2	11.3	14.7	20.0
L-8CHD	1.2	2.1	3.2	3.6	3.6	4.4	5.1	5.6	6.2	8.0	9.0	9.1	11.8	16.1	
50Ω	L-3D2V/L-3D2W	4.7	8.1	12.6	13.9	14.1	17.3	19.9	22.0	24.4	31.2	40.7	41.2		
	L-5D2V/L-5D2W	2.7	4.7	7.2	8.0	8.1	9.9	11.5	12.7	14.0	17.9	23.4	23.7		